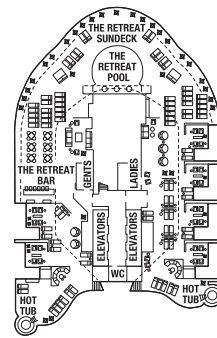
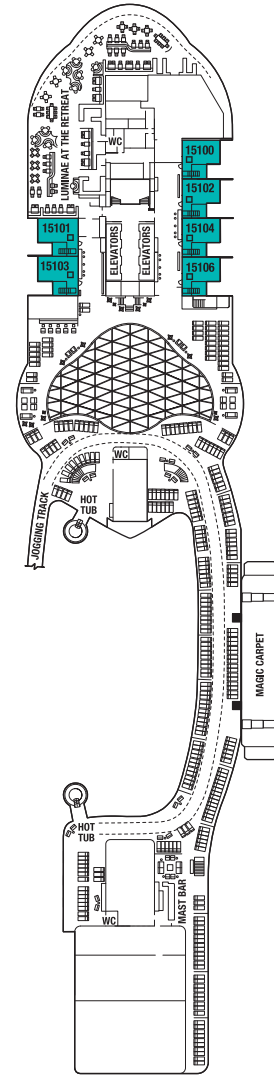


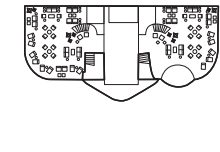
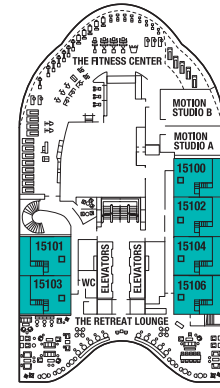
Deck 17



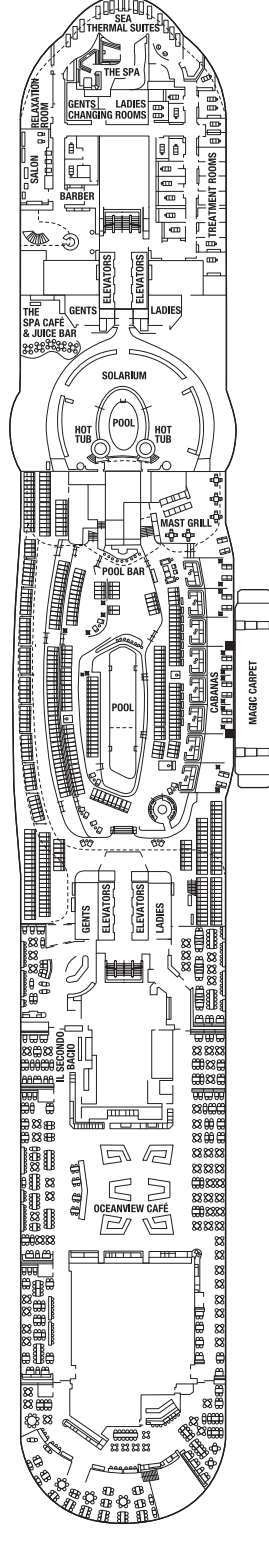
Deck 16



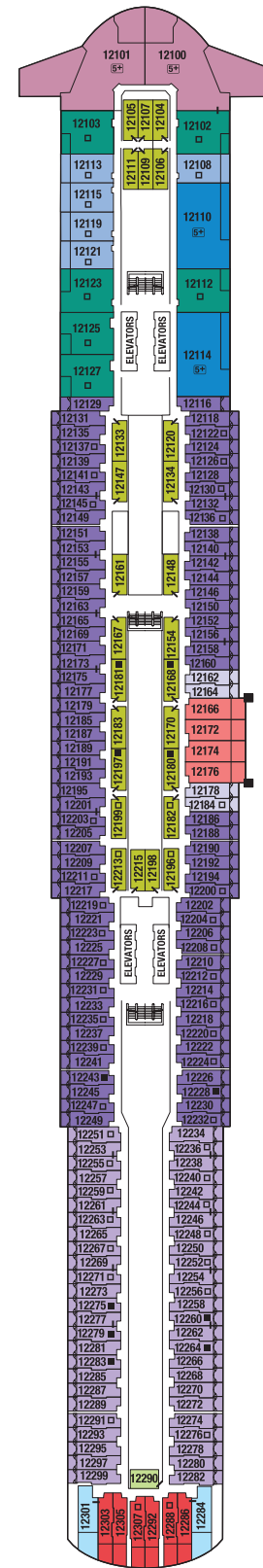
Deck 15



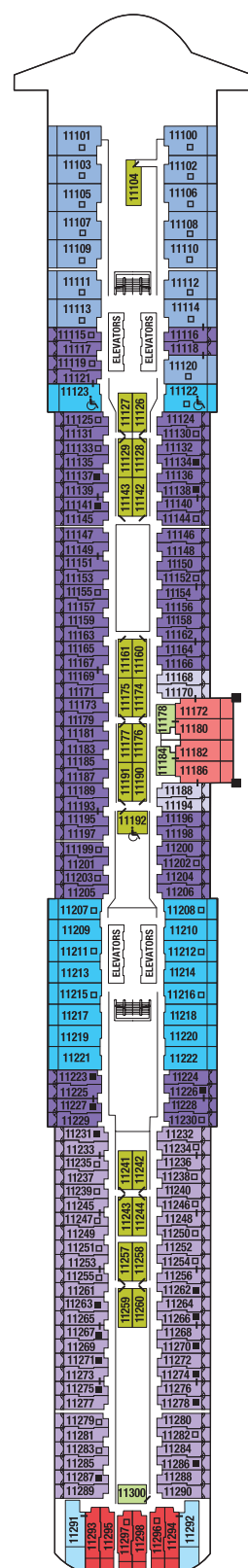
Deck 14



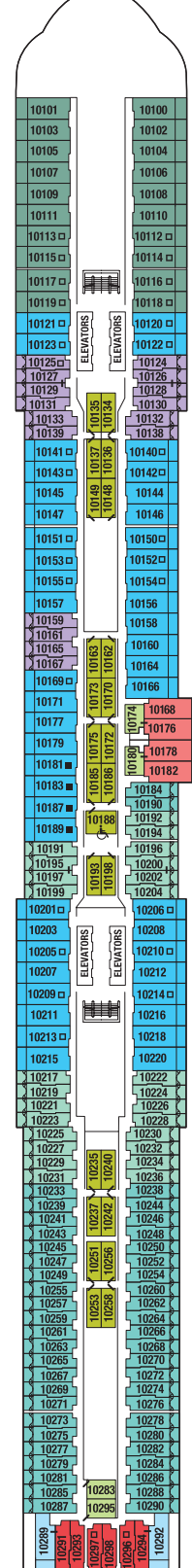
Deck 12  
IC PS RS CS SS MS  
C1 C2 C3 SV DI I2



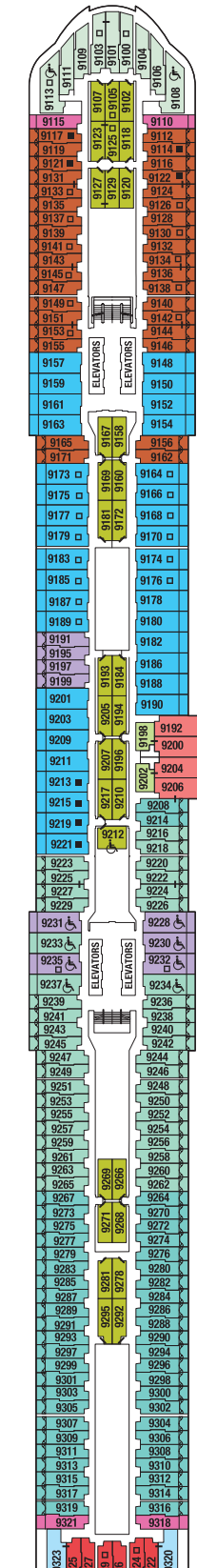
Deck 11  
CS SS S1 MS C1  
C2 C3 SV DI I2



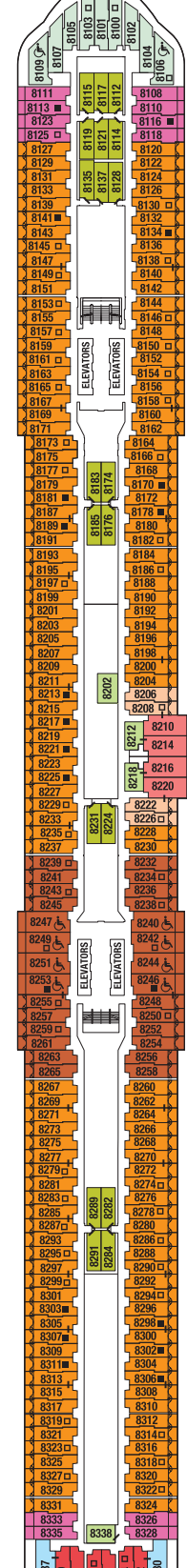
Deck 10  
AS SS S1 MS A1  
A2 C2 SV DI I2



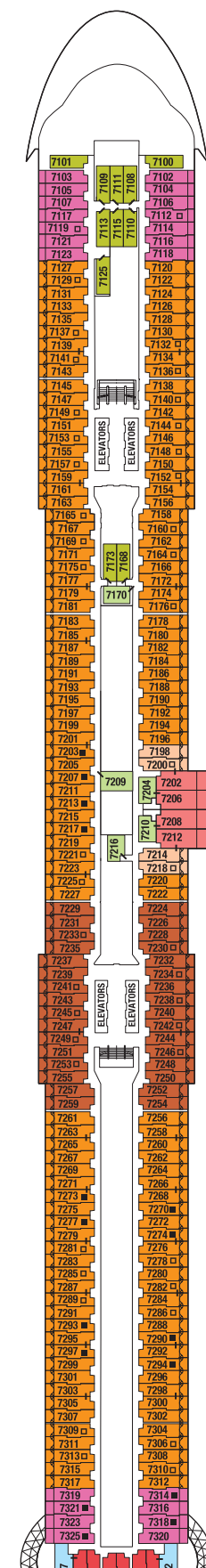
Deck 9  
SS S1 MS A1 A2 C2  
E1 SV P1 DO DI I2



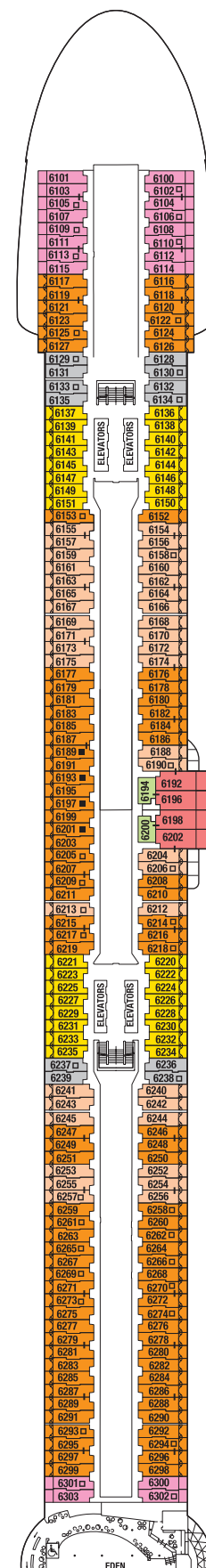
Deck 8  
SS MS E1 E2 E3  
SV P1 DO DI I2



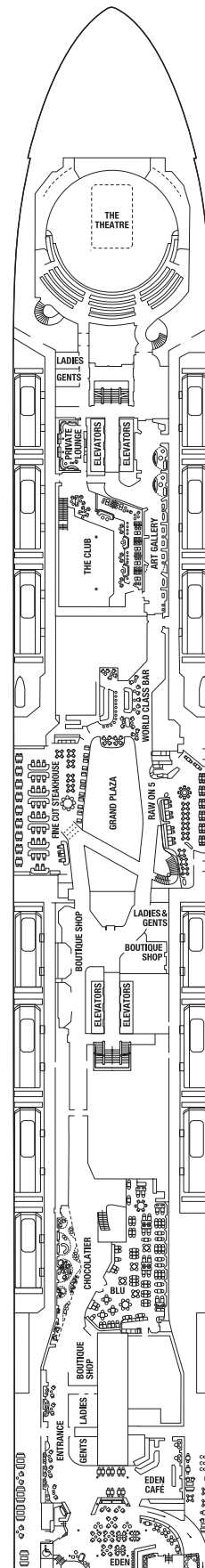
Deck 7  
SS MS E1 E2 E3  
SV P1 DI I2



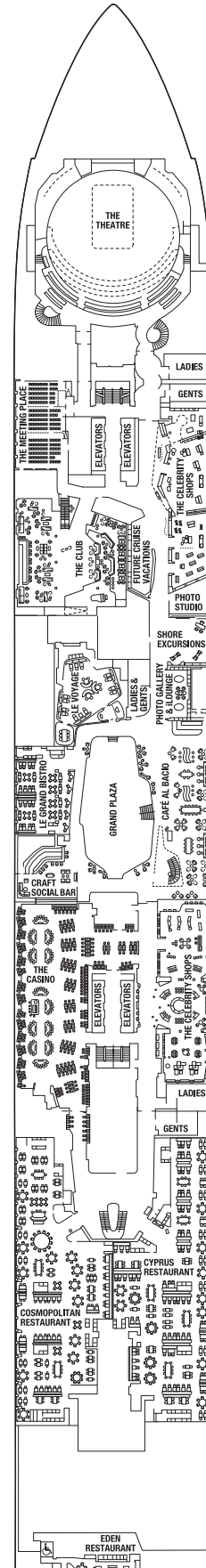
Deck 6  
MS E2 E3 ES  
P2 PO I2



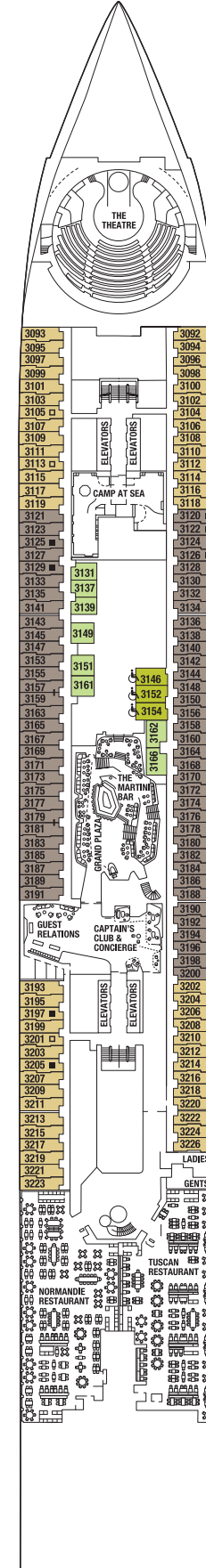
Deck 5



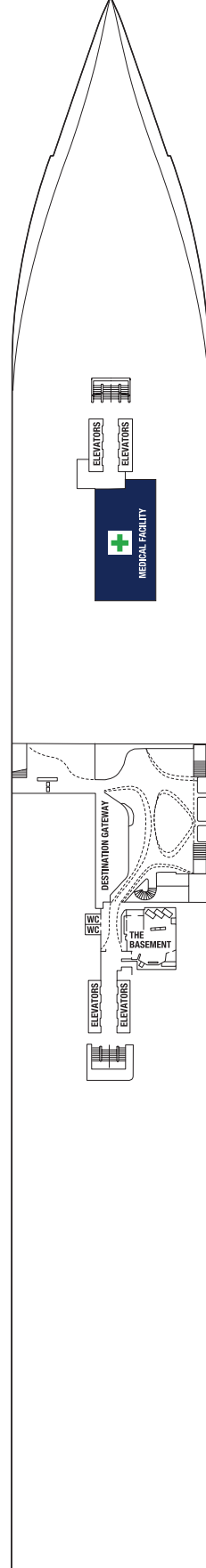
Deck 4



Deck 3  
O1 O2 D1 I2



Deck 2  
+










- IC** Iconic Suite
- PS** Penthouse Suite
- EV** Edge Villa
- RS** Royal Suite
- CS** Celebrity Suite
- AS** Aqua Sky Suite
- SS** Sunset Sky Suite
- S1** Sky Suite
- MS** Magic Carpet® Sky Suite

- A1** Prime AquaClass
- A2** AquaClass
- C1** Prime Concierge Class
- C2** Concierge Class
- C3** Concierge Class (Partial View)

- E1** Prime Edge Stateroom w/ Infinite Veranda®
- E2** Edge Stateroom w/ Infinite Veranda
- E3** Edge Stateroom w/ Infinite Veranda (Partial View)
- ES** Edge Single Stateroom w/ Infinite Veranda
- SV** Sunset Veranda
- P1** Deluxe Porthole View w/ Veranda
- P2** Deluxe Porthole View w/ Veranda

- P0** Panoramic Ocean View
- D0** Deluxe Ocean View
- O1** Prime Ocean View
- O2** Ocean View
- DI** Deluxe Inside
- I2** Inside

-  Medical Facility - Deck 2  
Located by Forward-Ship Elevators
-  Double Sofa Bed
-  Single Sofa Bed
-  Stateroom for occupancy 5 and up
-  Connecting Staterooms
-  Inside Stateroom Door Location
-  Wheelchair Accessible Stateroom  
Featuring Roll-in Shower