








- IC** Iconic Suite
- PS** Penthouse Suite
- EV** Edge Villa
- RS** Royal Suite
- CS** Celebrity Suite
- AS** Aqua Sky Suite
- SS** Sunset Sky Suite
- S1** Sky Suite
- MS** Magic Carpet® Sky Suite

- A1** Prime AquaClass
- A2** AquaClass
- C1** Prime Concierge Class
- C2** Concierge Class
- C3** Concierge Class (Partial View)

- E1** Prime Edge Stateroom w/ Infinite Veranda®
- E2** Edge Stateroom w/ Infinite Veranda
- E3** Edge Stateroom w/ Infinite Veranda (Partial View)
- ES** Edge Single Stateroom w/ Infinite Veranda
- SV** Sunset Veranda
- P1** Deluxe Porthole View w/ Veranda
- P2** Deluxe Porthole View w/ Veranda

- P0** Panoramic Ocean View
- D0** Deluxe Ocean View
- O1** Prime Ocean View
- O2** Ocean View
- DI** Deluxe Inside
- I2** Inside

-  Medical Facility - Deck 2
Located by Forward-Ship Elevators
-  Double Sofa Bed
-  Single Sofa Bed
-  Stateroom for occupancy 5 and up
-  Connecting Staterooms
-  Inside Stateroom Door Location
-  Wheelchair Accessible Stateroom
Featuring Roll-in Shower